

**PETREL GLOBAL SHIPS  
& BOATS TRADING LLC**

Office 621, 6th Floor Block A, Business Village,  
Port-Saeed Deira, Dubai UAE  
www.petrel-global.com., tel.: +971 52 821 6411



**SLX 260 OUTBOARD**



*Sea Ray*®

## *BORN TO SHINE*

---

The SLX® 260 Outboard combines ingenuity with intuition to reveal a host of next-level features that make boating effortless. Everything aboard has been carefully considered in response to feedback from boaters. Seating has been improved for a smoother, more luxurious ride. Integrated storage keeps gear, watersports equipment and other items secure and within reach. The expanded transom sunpad presents a relaxing space to take in the sights along the water's edge. Leveraging sophisticated style and easy-to-use amenities, the SLX 260 Outboard truly shines in delivering an escape from the day-to-day.





2024 SLX 260 OUTBOARD

*Sea Ray*

# STANDARD SPECIFICATIONS



## STANDARD PROPULSION

Mercury® 300 Verado® Outboard  
(300 hp / 224 kW) – black



## CRUISING SPEED

30–32 mph / 48–51 kph



## WIDE OPEN THROTTLE (WOT)

51–53 mph / 82–85 kph



## FUEL CAPACITY

75 gal / 284 L



## RANGE

192 mi / 309 km (cruising speed)  
145 mi / 233 km (WOT)



## LENGTH OVERALL

28'7" / 8.71 m with outboard  
30'0" / 9.14 m with outboard & anchor



## BEAM

8'6" / 2.59 m



## BRIDGE CLEARANCE

5'3" / 1.60 m without tower  
8'5" / 2.57 m with tower (optional)



## DRAFT

34" / 86 cm (outboard down)  
19" / 48 cm (outboard up)



## DRY WEIGHT

5,564 lb / 2,524 kg



## WATER READY WEIGHT

7,020 lb / 3,184 kg (fully optioned)



## DEADRISE

21°



## WATER CAPACITY

14 gal / 53 L (requires  
Water System Bundle)



## HOLDING TANK

6 gal / 23 L (requires  
Water System Bundle)



## CAPACITY

15 people / 2,190 lb / 993 kg  
Maximum: 3,210 lb / 1,456 kg



- 1) Speed determined by GPS. Fuel consumption based on total usage by engines. MPG computed from MPH and GPH. Range based on 90% of total fuel capacity.
- 2) The performance data shown is valid only for the specific boat tested and the conditions that existed when the test was performed. Many factors may affect performance, including but not limited to, installation of certain options; vessel loading and trim; weather and sea conditions; and engine, propeller, and hull bottom conditions. Sea Ray makes no performance guarantees.

## AT A GLANCE

**A POWER TOWER**  
The boat is available with a next-generation Power Tower featuring an extended sunshade that provides protection from the elements.

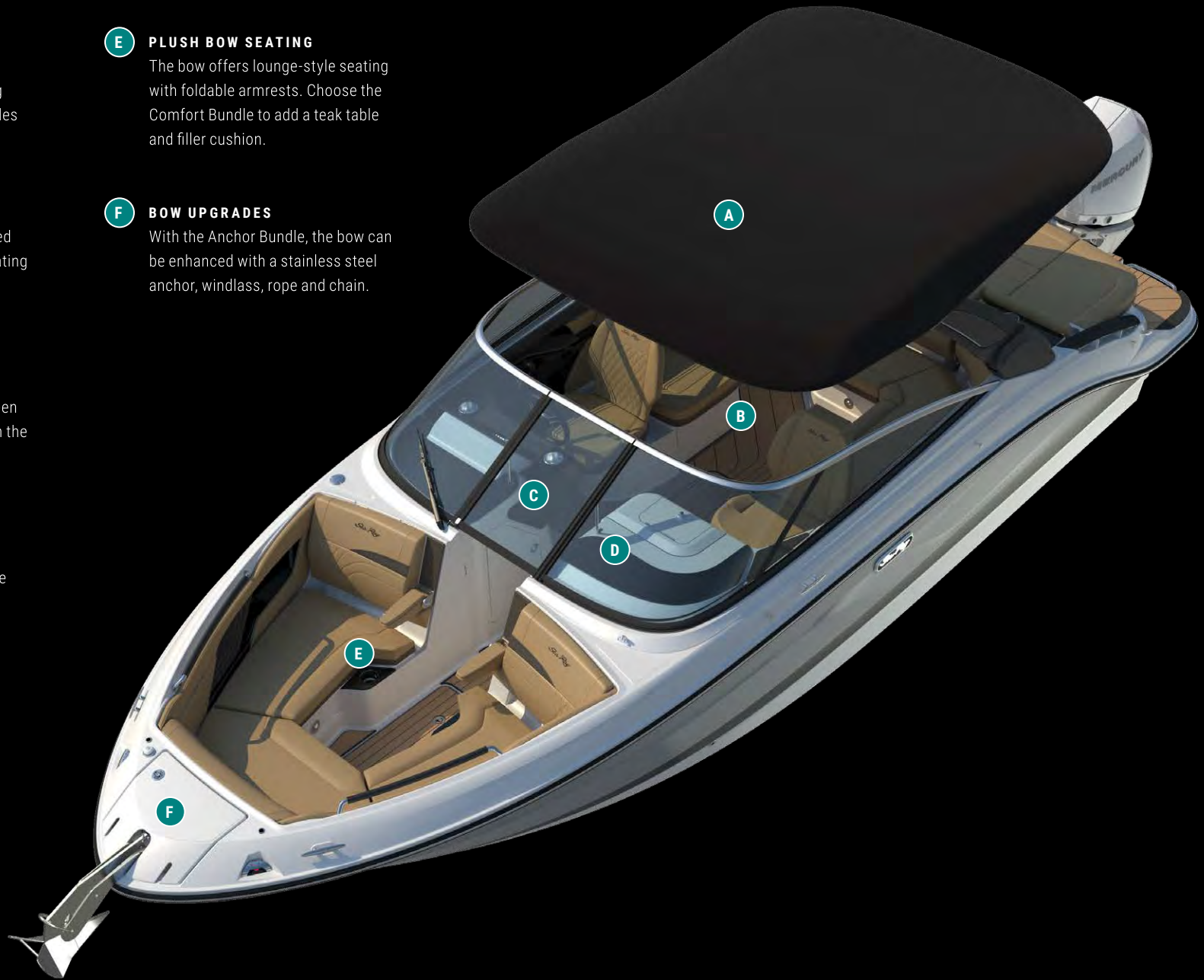
**B DELUXE COCKPIT**  
The cockpit showcases an updated layout with deeper ergonomic seating for a smoother ride.

**C REIMAGINED WINDSHIELD**  
For a more enjoyable cruising experience, the windshield has been redesigned to be angled level with the horizon when the boat is planing.

**D PORT-SIDE COMPARTMENT**  
The convenient port-side compartment can be used to store gear or upgraded to a head for uninterrupted boating.

**E PLUSH BOW SEATING**  
The bow offers lounge-style seating with foldable armrests. Choose the Comfort Bundle to add a teak table and filler cushion.

**F BOW UPGRADES**  
With the Anchor Bundle, the bow can be enhanced with a stainless steel anchor, windlass, rope and chain.



## AT A GLANCE


**A SEAMLESS CONTROL**  
The helm is equipped with a dual Digital Dash for effortless captaining, including 9" Simrad® NSX® touchscreen displays with Mercury® SmartCraft® Connect.

**B FUSION® AUDIO**  
Listen to music out on the water with premium sound from the Fusion® stereo or select the Entertainment Bundle for a Fusion® Premier audio system.

**C VERSATILE SUNPAD**  
The expanded sunpad presents an inviting place to relax. A compartment under the sunpad can be filled with drinks to become an integrated cooler or kept empty for dry storage.

**D OPTIMIZED STORAGE**  
Integrated storage optimized for space has been incorporated throughout the boat. A storage area under the sunpad is ideal for stowing floating water mats and inflatables.

**E POWERFUL PROPULSION**  
The boat features a standard Mercury® 300 Verado® outboard engine with SmartCraft® Digital Throttle & Shift (DTS) and optional Dynamic Running Surface™.






2024 SLX 260 OUTBOARD

Sea Ray®



# COLORS & MATERIALS

## EXTERIOR COLOR SCHEMES



Arctic White (standard)



Onyx Black



Horizon



Sea Ray Blue



Quantum Blue



Kingfisher Teal



Neo Mint Green



Rally Red



**FULL HULL**



**HULL SIDE**

*Hull bottom available in Arctic White or Onyx Black only*



**ACCENT STRIPE**

*Available with full hull color scheme only*



**THREE ZONE HULL**

## VINYL UPHOLSTERY COLORS



**Ivory (standard)**  
*White base with brown accents*



**Dune**  
*Tan base with brown accents*




**Stone**  
*Gray base with dark gray accents*

## CANVAS



Sunbrella® Black

## BOW & COCKPIT FLOORING



Non-skid fiberglass (standard)



SeaDek® – Dune



SeaDek® – Moonrock




Infinity woven vinyl – Brown



Infinity woven vinyl – Gray

## SWIM PLATFORM FLOORING



Non-skid fiberglass (standard)



SeaDek® – Dune



SeaDek® – Moonrock

# STANDARD FEATURES

## BOW & COCKPIT

- Cup holders, stainless steel (17)
- Floor liner, fiberglass
- Lighting, LED (courtesy)
- Outlets, 12V accessory (helm & transom) – 2
- Outlets, USB dual port (5)
- Self-bailing cockpit

## DOORS

- Bow block-off door, fiberglass
- Hatch for bilge access, gas-assisted
- Transom door, fiberglass

## SEATING

- Aft L-shaped bench seating with storage below
- Bow seating, U-shaped with foldable armrests & hinged cushions
- Cockpit social area with opposing seating & storage
- Helm bucket seat with swivel, slider & flip-up bolster
- Port companion bucket seat with swivel, slider & flip-up bolster
- Sunpad

## STORAGE

- Bow storage (in floor & under seating)
- Cooler storage (cockpit)
- Side panel tubs (cockpit)
- Ski & wakeboard storage, gas-assisted (cockpit floor)

## HULL & DECK

- Cleats, stainless steel through-bolted (8") – 6
- Deck fill plate, stainless steel
- Drain plug
- Entry access (port & starboard)
- Eyes, stainless steel (bow & stern)
- Handrails, stainless steel (cockpit)
- Handrails, vinyl-wrapped stainless steel (bow & cockpit)
- Horn, built-in
- Light, removable (stern)
- Lights, navigation (stainless steel) – integrated into deck
- Rub rail, PVC with stainless steel insert
- Stringer system, fiberglass
- Swim platform, integral with concealed stainless steel four-step swim ladder & grab handles
- Thru-hull fittings, stainless steel
- Windshield, tempered tinted curved glass with walkthrough door & stainless steel header

## STORAGE

- Anchor storage
- Glove box, lockable (port console door)
- Integrated cooler or dry storage, fiberglass with drain (under sunpad)
- Storage (transom walkway floor)
- Storage with lockable door (under port console)
- Transom storage for gear & inflatables with gas-assisted fiberglass lid (under sunpad)

## TECHNICAL

### ELECTRICAL

- Battery charger, 12V onboard (triple bank)
- Battery switches, remote
- Electrical system, 120V 60Hz
- Fuse block

## FUSION® AUDIO SYSTEM

- AM/FM stereo (helm)
- Bluetooth™
- Digital Signal Processing (DSP)
- Wi-Fi audio streaming with Apple AirPlay® 2
- XS Series speakers (6.5") – 2 pairs

## HELM

- Digital Dash, dual (9")
- Active Trim control & monitoring
- Chartplotter with preloaded charts (North America only)
- CZone® digital switching
- Mercury Marine® SmartCraft® Connect
- Simrad® NSX® 9" touchscreen displays (2)
- Transducer with depth, water temperature & fishfinder
- Mercury Marine® SmartCraft® Digital Throttle & Shift (DTS)
- Active Trim speed-based automatic engine trim system with integrated GPS
- Engine start / stop
- Parallel start system with battery parallel
- Steering, power-assisted with tilt wheel
- Switch panel with illuminated weatherproof chrome switches
- Tilt & trim, power

## MECHANICAL

### BILGE

- Bilge lighting, 12V
- Bilge pump, 1200 GPH 12V automatic (aft)
- Bilge storage, finished (aft)
- Vents, integral

## FUEL SYSTEM

- Evaporative emissions fuel system
- Fuel lines, USCG compliant
- Fuel tank with anti-siphon valve & electric sending unit

## UNDERWATER GEAR

- Propellers, stainless steel

# OPTIONS & ACCESSORIES

## PROPULSION

- Mercury® 300 Verado® Outboard (300 hp / 224 kW) – white
- Mercury® 400 Verado® V10 Outboard (400 hp / 298 kW) – black or white

## BOW & COCKPIT

- Boarding ladder, stainless steel concealable four-step with hatch (bow)
- Flooring, Infinity Luxury Woven Vinyl™ (snap-in)
- Flooring, SeaDek® (glue-down)
- Side entry step (starboard cockpit)

## HULL & DECK

- Air compressor for water toys with dedicated storage
- PTM Watersports Premium ski mirror
- Ski tow pylon, removable
- Windshield wiper (starboard)

## TOPS & CANVAS

- Bimini top & boot with stainless steel ball & socket
- Mooring cover – black
- Power Tower, electric with canvas top & extended sunshade
- Sunshade, manual with poles (bow seating)
- Wakeboard racks, three-position swivel

## TECHNICAL

### ELECTRONICS

- 1st Mate™ Marine Safety & Security System
- Fusion® tower speakers (only available with tower option & Entertainment Bundle)
  - Apollo™ Series monoblock amplifier for subwoofer (2000W)
  - Signature Series can speakers (8.8") – 2

### MECHANICAL

#### BILGE

- Storage caddy

#### UNDERWATER GEAR

- Dynamic Running Surface™ (trim tabs that automatically optimize running attitude & trim, delivering stability & performance)
- Propellers, high-altitude
- Trim tabs, electric with indicator

#### WASTE SYSTEM

*Options require Water System Bundle.*

- Gray water system
- Macerator with seacock interlock system
- Pump-out head with sink & holding tank
- VacuFlush® head with sink & holding tank

## TRAILERS

- Trailer, galvanized tandem axle with bunks & tandem axle disc brakes
- Trailer, painted tandem axle with bunks & tandem axle disc brakes

## INTERNATIONAL SYSTEMS

- CE certification  
*Some features and options may not be available when a boat is built for regions outside North America and/or has CE certification. Boats ordered with 220V 50Hz electrical systems will have the appropriate appliances in the corresponding voltage.*

## BUNDLES

### ANCHOR BUNDLE

- Anchor, stainless steel
- Windlass with rope & chain

### COMFORT BUNDLE

- Filler cushion (bow)
- Table with dedicated storage, teak (bow)
- Table with dedicated storage, teak (cockpit)

### ENTERTAINMENT BUNDLE

#### ELECTRONICS

- Inductive charging station

#### FUSION® PREMIER AUDIO SYSTEM UPGRADE

- Apollo™ RA770 AM/FM stereo (helm)
  - Apollo™ Series amplifier, 8-channel (2400W)
  - Bluetooth™
  - Digital Signal Processing (DSP)
  - NRX300 remote unit (transom)
  - Signature Series speakers (7") – 3 pairs
  - Signature Series subwoofer (10")
  - Wi-Fi audio streaming with Apple AirPlay® 2

## ESSENTIALS BUNDLE

- Cockpit & tonneau covers
- Fender clips, quick connect (6)
- Flagpole with base & U.S. flag
- Swim platform & port console storage flooring, SeaDek® (glue-down)

## LIGHTING BUNDLE

- LED RGB-W color-changing & white accent lighting package
  - Lighting for bow & cockpit
  - Lighting for cup holders
  - Underwater thru-hull (2 lights)
- Lights, docking
- Sea Ray badge, illuminated (hull)
- Sea Ray logo light projected onto cockpit floor (only available with Power Tower option)

## WATER SYSTEM BUNDLE


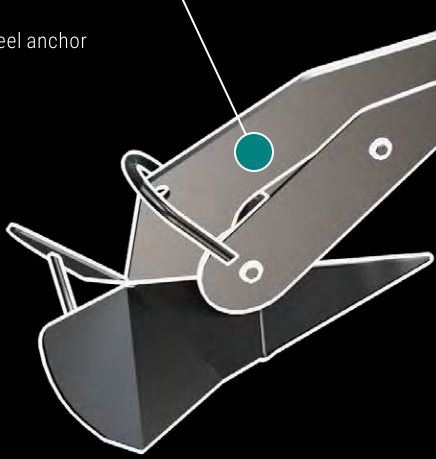
- Bow washdown
- Pullout sprayer (transom)
- Water pressure system with 12V pump & filtration

## ANCHOR BUNDLE

Ensure your Sea Ray is secured wherever adventure takes you with factory-assembled features that make anchoring easy.





Stainless steel anchor



Windlass with rope and chain

## COMFORT BUNDLE

Add a touch of luxury to your Sea Ray with stowable teak tables and a filler cushion that converts the bow into an expansive sunpad.



Bow filler cushion



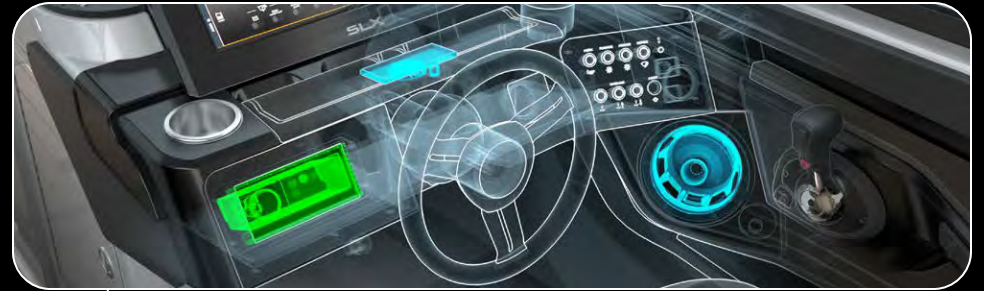
Teak bow table



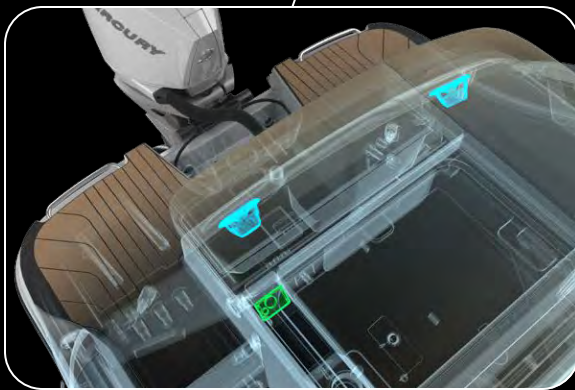
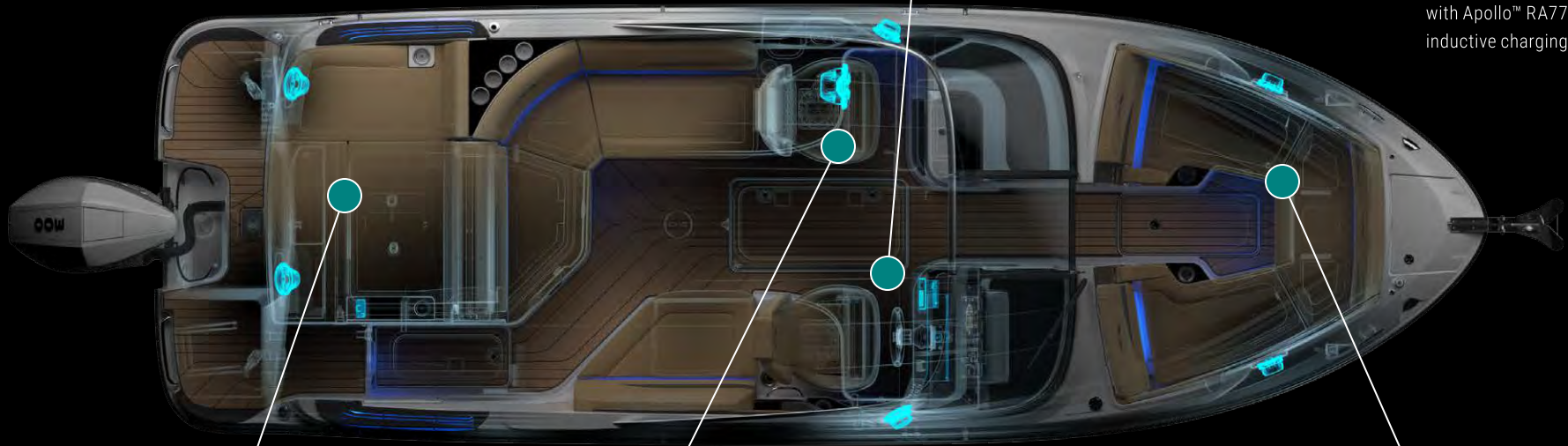
Teak cockpit table

## ENTERTAINMENT BUNDLE

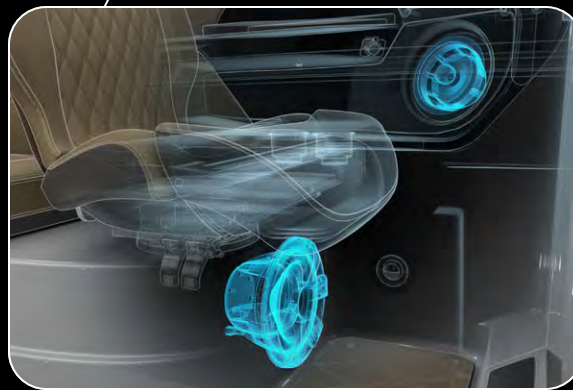
Keep the fun going all day long with an inductive charging station and the next level in marine audio entertainment from Fusion®.




Fusion® Premier Audio system with Apollo™ RA770 stereo and inductive charging station



NRX300 remote unit and Signature Series speakers




Signature Series subwoofer and speaker



Signature Series bow speaker

## ESSENTIALS BUNDLE

For a superior boating experience, elevate your Sea Ray with some of the most popular accessories requested by boaters.



Quick connect fender clips



Flagpole with base and U.S. flag



SeaDek® swim platform flooring

## LIGHTING BUNDLE

Transition from day to night during a sunset cruise or twilight excursion with illuminating features that enhance the ambience.



LED RGB-W color-changing and white accent lighting package




Illuminated Sea Ray badge




Docking lights

## WATER SYSTEM BUNDLE


Rinse sand from your Sea Ray and gear while out on the water with a convenient bow washdown and transom sprayer.



Transom pullout sprayer



Bow washdown



# LAYOUT



DECK / COCKPIT





AT SEA RAY, WE BELIEVE THAT RICHER MOMENTS ON THE  
WATER LEAD TO A RICHER LIFE. THAT'S WHY EVERYTHING  
WE DO IS DESIGNED TO MAKE EACH MOMENT EXCEPTIONAL.



**PETREL GLOBAL SHIPS  
& BOATS TRADING LLC**

Office 621, 6th Floor Block A, Business Village.  
Port-Saeed Deira, Dubai UAE  
[www.petrel-global.com](http://www.petrel-global.com), tel.: +971 52 821 6411