

SDX 270



**PETREL GLOBAL SHIPS
& BOATS TRADING LLC**
Office 621, 6th Floor Block A, Business Village,
Port-Saeed Deira, Dubai UAE
www.petrel-global.com., tel.: +971 52 821 6411



141

Sea Ray 

AN ABSOLUTE SENSATION

Designed for entertaining, dock hopping and everything in between, the SDX® 270 merges ultimate versatility and premium adventure to provide endless on-water fun. The yacht-certified vessel delivers capacity, comfort and capability in one package with amenities like powerful propulsion, an oversized bow, an open cockpit with ample seating, a convertible sunpad, integrated coolers and abundant storage areas. Aboard the SDX 270, your perfect escape begins the moment you leave the dock.





SDX 270

Sea Ray

STANDARD SPECIFICATIONS



STANDARD PROPULSION

Mercury® MerCruiser® 6.2L MPI ECT
Bravo Three® with DTS (350 hp)



CRUISING SPEED

24–28 mph / 39–45 kph



WIDE OPEN THROTTLE (WOT)

44–46 mph / 71–74 kph



FUEL CAPACITY

75 gal / 284 L



RANGE

160 mi / 257 km (cruising speed)
111 mi / 179 km (WOT)



LENGTH OVERALL

27'2" / 8.28 m without anchor
27'7" / 8.41 m with anchor



BEAM

8'6" / 2.59 m



BRIDGE CLEARANCE

5'6" / 1.68 m without tower
8'4" / 2.54 m with tower (optional)



DRAFT

41" / 104 cm (sterndrive down)
25" / 64 cm (sterndrive up)



DRY WEIGHT

6,775 lb / 3,073 kg



WATER READY WEIGHT

7,893 lb / 3,580 kg (fully optioned)



DEADRISE

21°



WATER CAPACITY

14 gal / 53 L (requires
Water System Bundle)



HOLDING TANK

6 gal / 23 L (requires
Water System Bundle)



YACHT CERTIFIED



- 1) Speed determined by GPS. Fuel consumption based on total usage by engines. MPG computed from MPH and GPH. Range based on 90% of total fuel capacity.
- 2) The performance data shown is valid only for the specific boat tested and the conditions that existed when the test was performed. Many factors may affect performance, including but not limited to, installation of certain options; vessel loading and trim; weather and sea conditions; and engine, propeller, and hull bottom conditions. Sea Ray makes no performance guarantees.

AT A GLANCE

A WATERSPORTS TOWER
The optional electric folding watersports tower with an integrated Bimini top allows you to pull wakeboarders with ease.

B COCKPIT ENHANCEMENTS
The cockpit includes an integrated cooler compartment, inductive charging stations (available with the Entertainment Bundle) and a table (available with the Comfort Bundle).

C ADJUSTABLE SEATING
The helm and port companion seats feature convertible backrests that transform them into aft-facing loungers.

D STARBOARD COMPARTMENT
The convenient starboard compartment can be used to store gear or upgraded to a head for uninterrupted boating.

E OVERSIZED BOW
The bow offers lounge-style seating, a bow ladder and an integrated cooler compartment to store drinks and snacks. Choose the Comfort Bundle to add a teak table and filler cushion.

F BOW UPGRADES
With the Anchor Bundle, the bow can be enhanced with a stainless steel anchor, windlass, rope and chain.



AT A GLANCE

A SEAMLESS CONTROL
The helm is equipped with a Digital Dash for effortless captaining, including a 9" Simrad® NSX® touchscreen display with Mercury® SmartCraft® Connect.


B FUSION® AUDIO
Listen to music out on the water with premium sound from the Fusion® stereo or select the Entertainment Bundle for a Fusion® Premier audio system.

C CONVERTIBLE SUNPAD
Presenting a spot to relax, the sunpad features a backrest that folds down to extend the area.

D AQUATIC ACCESS
The water is easily accessible from the swim platform with an optional manual submersible step and deck-mounted stainless steel four-step ladder.

E OPTIMIZED STORAGE
Integrated storage optimized for space has been incorporated throughout the boat.

F POWERFUL PROPULSION
The boat offers a standard Mercury® MerCruiser® 6.2L MPI ECT Bravo Three® engine with SmartCraft® Digital Throttle & Shift (DTS).






SDX 270

Sea Ray



COLORS & MATERIALS

EXTERIOR COLOR SCHEMES



Arctic White (standard)



Onyx Black



Horizon



Sea Ray Blue



Quantum Blue



Kingfisher Teal



Neo Mint Green



Rally Red



FULL HULL



HULL SIDE

Hull bottom available in Arctic White or Onyx Black only

VINYL UPHOLSTERY COLORS



Dune (standard)
Tan base with brown accents




Stone
Light gray base with gray accents

CANVAS



Sunbrella® Black

BOW & COCKPIT FLOORING



Non-skid fiberglass (standard)



SeaDek® – Brown



SeaDek® – Gray




Infinity woven vinyl – Brown



Infinity woven vinyl – Gray

SWIM PLATFORM FLOORING



Non-skid fiberglass (standard)



SeaDek® – Brown



SeaDek® – Gray

STANDARD FEATURES BOW & COCKPIT

- Cup holders, stainless steel (15)
- Floor liner, fiberglass
- Lighting, LED (courtesy)
- Outlets, 12V accessory
- Outlets, USB-A & USB-C dual port (4)
- Self-bailing cockpit
- Side entry step (starboard cockpit)
- Vinyl, marine grade with mildew & UV protection DOORS
- Bow walkthrough with hinged windshield door & fiberglass block-off door
- Hatch for bilge access, gas-assisted
- Transom door, fiberglass SEATING
- Bow seating, U-shaped with removable cushions
- Cockpit social area
- Aft L-shaped bench seating
- Opposing starboard seating
- Helm seat, oversized with convertible backrest & flip-up bolster
- Port companion seat with convertible backrest & flip-up bolster
- Sunpad with convertible backrest STORAGE
- Bow compartment, gas-assisted with concealed stainless steel four-step boarding ladder & anchor storage
- Bow storage, gas-assisted (in floor)
- Bow storage (under seating)
- Cockpit storage, gas-assisted (under seating) Integrated cooler or storage, fiberglass with drain (under bow seating)
- Integrated cooler or storage, fiberglass with drain (under cockpit seating) HULL & DECK
- Cleats, stainless steel through-bolted (8") – 6
- Deck fill plate, stainless steel
- Drain plug
- Eyes, stainless steel (bow & stern)
- Handrails, stainless steel (bow & cockpit)
- Horn, built-in
- Light, removable (stern)
- Lights, navigation (stainless steel) – integrated into deck
- Rub rail, PVC with stainless steel insert
- Ski tow eye, stainless steel (transom)
- Stringer system, fiberglass
- Swim platform, integral with deck-mounted stainless steel four-step swim ladder & grab handle


- Thru-hull fittings, stainless steel
- Windshield, tempered tinted curved glass STORAGE
- Glove box, lockable (port dash)
- Storage, gas-assisted with drain (transom walkway floor)
- Storage (under port console)
- Storage with lockable door (under helm)
- Lighting, LED (courtesy) TECHNICAL ELECTRICAL
- Battery switches
- Fuse block FUSION® AUDIO SYSTEM
- RA210 AM/FM stereo (port dash)
- Bluetooth™
- Digital Signal Processing (DSP)
- Wi-Fi audio streaming with Apple AirPlay® 2
- XS Series speakers (6.5") – 2 pairs HELM
- Alarm, engine (oil & water) • Digital Dash (9")
- Active Trim control & monitoring
- Chartplotter with preloaded charts (North America only)
- Mercury Marine® SmartCraft® Connect
- Simrad® NSX® 9" touchscreen display
- Transducer with depth, water temperature & fishfinder
- Mercury Marine® SmartCraft® Digital Throttle & Shift (DTS)
- Active Trim speed-based automatic engine trim system with integrated GPS
- Engine start / stop
- Steering, power-assisted with tilt wheel
- Switch panel with illuminated weatherproof chrome switches
- Tilt & trim, power MECHANICAL BILGE
- Bilge lighting, 12V
- Bilge pump, 1100 GPH 12V automatic (aft)
- Blower, 12V
- Fire extinguisher discharge port
- Oil filter, remote
- Vents, integral with water management system FUEL SYSTEM
- Evaporative emissions fuel system
- Fuel lines, USCG compliant
- Fuel tank with anti-siphon valve & electric sending unit UNDERWATER GEAR
- Propellers, stainless steel

OPTIONS AND ACCESSORIES

- Hull Side Color - Black (Onyx Black Hull Side)
- Hull Bottom - White (Hull Bottom Color - Arctic White)
- Cockpit Color - Dune (Cockpit Vinyl Color - Dune (Tan Base Vinyl W/Brown Accent Vinyl))
- Anchor Bundle (Anchor Bundle - Stainless Steel Anchor - Windlass - Rope/Chain)
- Comfort Bundle (- Bow Filler Cushion - Teak Cockpit Table with Dedicated Storage - Teak Bow Table with Dedicated Storage)
- Entertainment Bundle (Entertainment Bundle - Inductive Charging (Helm) Audio Upgrade, Premier - Fusion® Apollo RA770 12V AM/FM -NRX 300 Transom Remote -Apollo Series Amplifiers (2) - 8 channel (2400W) & monoblock for subwoofer (2000W) -Signature Series Speakers (7-) - 3 Pairs -Signature Series Subwoofer (10-))
- Essential Bundle(Essentials Bundle -Fender Clips, quick connect (6) -Cockpit Cover & Tonneau Cover -Flagpole with Base & U.S. Flag -Swim Platform flooring, SeaDek)
- Water System Bundle(Water System Bundle - Bow Washdown - Pressure Water System - Transom Pullout Sprayer (Must order pump out or VacuFlush head to get sink/faucet and counter))
- Cockpit Seadek(Flooring, SeaDek® (bow & cockpit) Brown)
- Black-watersports E-fold Tower W/ Bimini(Black Watersports Electric-Folding Tower w/ Black Bimini Canvas)
- Tower Speakers - Black (2)(w/blk Twr Only)(Tower Speakers - Black (Includes 2 Fusion 8.8" Signature Series Can Speakers & 1400W Amp) (Only Available w/ Tower & Stereo Upgrade Options))
- Coolbox Refrigerator In Cockpit
- Bow Thruster
- On Board Battery Charger - 220v/50 To 12v
- Head, Electric Toilet
- Electric Trim Tabs W/ Indicator(Electric trim tabs with indicator)
- Shipping Cradle

ANCHOR BUNDLE

Ensure your Sea Ray is secured wherever adventure takes you with factory-assembled features that make anchoring easy.



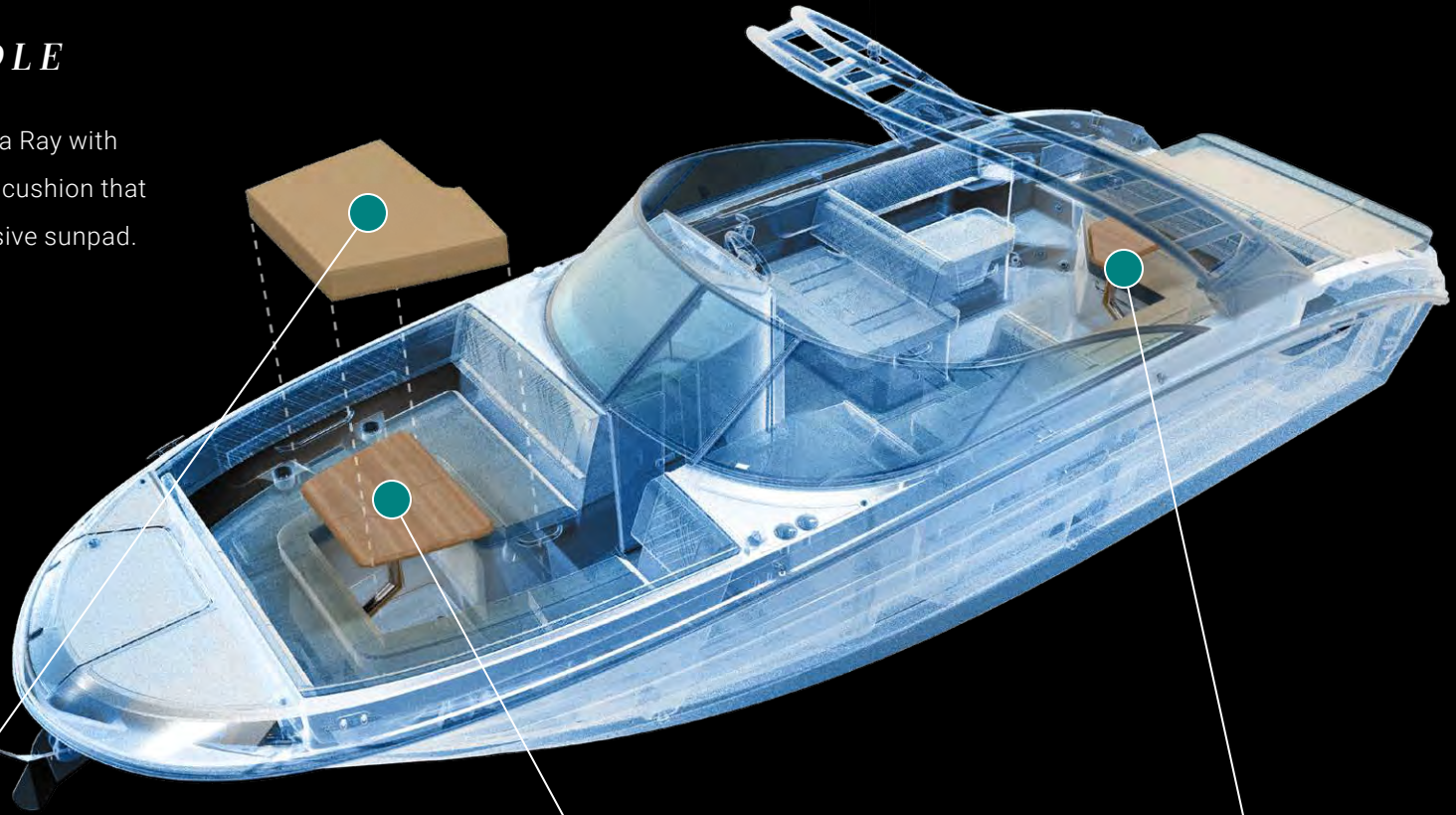
Windlass with rope and chain



Stainless steel anchor

COMFORT BUNDLE

Add a touch of luxury to your Sea Ray with stowable teak tables and a filler cushion that converts the bow into an expansive sunpad.



Bow filler cushion




Teak bow table




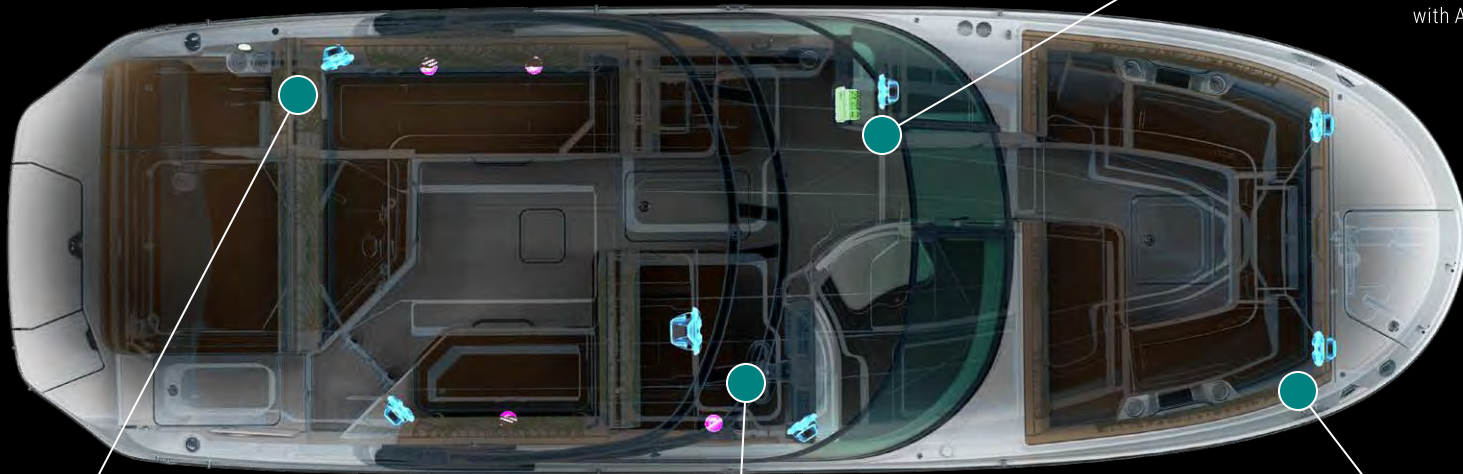
Teak cockpit table

ENTERTAINMENT BUNDLE


Keep the fun going all day long with inductive charging stations and the next level in marine audio entertainment from Fusion®.




Fusion® Premier Audio system with Apollo™ RA770 stereo



ARX remote unit and Signature Series speakers




Signature Series subwoofer and speaker



Signature Series bow speakers

ESSENTIALS BUNDLE

For a superior boating experience, elevate your Sea Ray with some of the most popular accessories requested by boaters.



Cockpit and tonneau covers



Quick connect fender clips




Flagpole with base and U.S. flag



SeaDek® swim platform flooring

LIGHTING BUNDLE

Transition from day to night during a sunset cruise or twilight excursion with illuminating features that enhance the ambience.



LED RGB-W color-changing and white accent lighting package



Docking lights

WATER SYSTEM BUNDLE



Rinse sand from your Sea Ray and gear while out on the water with a convenient bow washdown and transom sprayer.



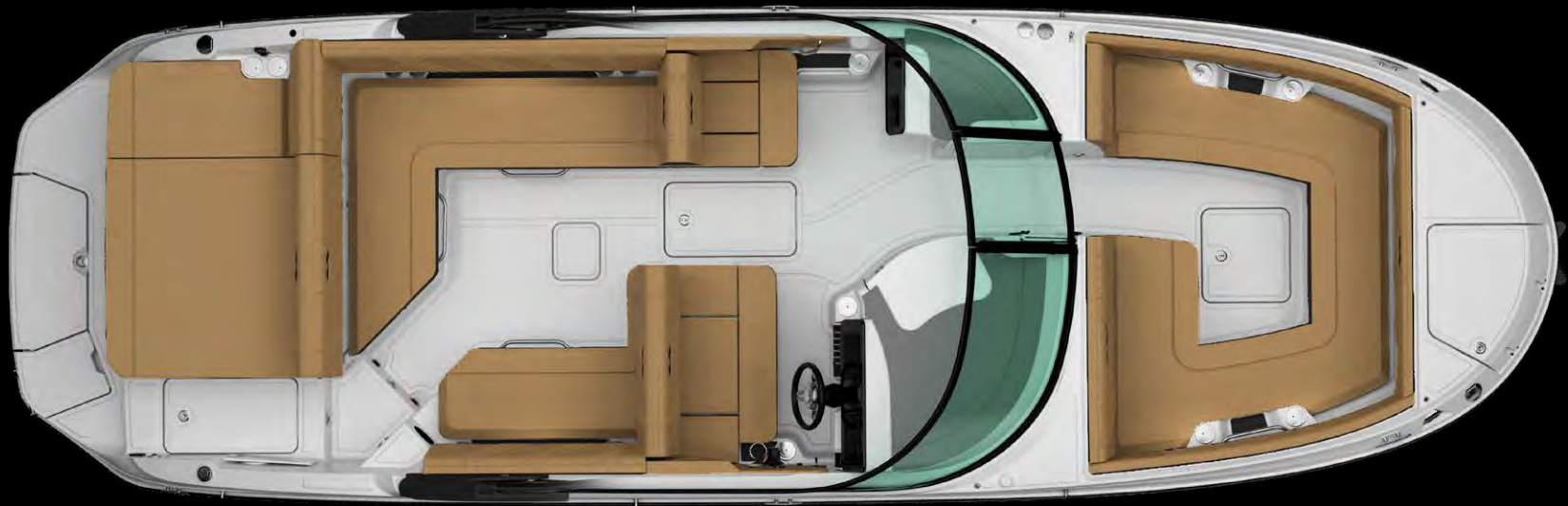
Transom pullout sprayer



Bow washdown



LAYOUT



DECK / COCKPIT



AT SEA RAY, WE BELIEVE THAT RICHER MOMENTS ON THE
WATER LEAD TO A RICHER LIFE. THAT'S WHY EVERYTHING
WE DO IS DESIGNED TO MAKE EACH MOMENT EXCEPTIONAL.



**PETREL GLOBAL SHIPS
& BOATS TRADING LLC**

Office 621, 6th Floor Block A, Business Village.
Port-Saeed Deira, Dubai UAE
www.petrel-global.com, tel.: +971 52 821 6411